


MONITORING REPORT
ENDS POLICY 1.5 – FACILITIES
May 14, 2019

I hereby present my monitoring report for Ends Policy “Facilities” according to the schedule set out. I certify that the information contained in this report is true.

Signed  Superintendent Date May 13/19

POLICY STATEMENT:

“The District Education Council shall maintain its physical plant in good repair and ensure efficient utilization.”

Accordingly:

By May 31st of each year, the DEC will receive a Facilities Status Review of each school in Anglophone East School District. Information will include, but not limited to, functional capacity (space utilization), community usage, program availability, services offered, state of physical repair. Using this information, the DEC will make recommendation on issues of: school closure, boundary changes, major capital list, and capital list.

BOARD POLICY PROVISION:

1.0 “Consideration for school closure will follow the recommended steps and timelines for school closure.”

SUPERINTENDENT’S INTERPRETATION:

Policy 409 has been revised and the school district will follow these new guidelines. There are no schools that have been identified as meeting “trigger requirements” for a sustainability study under the new Policy.

DATA: The attached AESD School Utilization PowerPoint outlining 2020/2021 major and capital projects for the DEC to consider.

I report compliance.

BOARD POLICY PROVISION:

2.0 “The District Education Council shall prepare a district multi-year school infrastructure plan for submission to the Minister. The plan will comprise 5 years. Annually by May 31st, the plan shall update the list of major capital projects (those projects costing above \$1,000,000). The capital improvement project priority list (those projects costing between \$10,000 and \$1,000,000)

SUPERINTENDENT’S INTERPRETATION:

District Staff have prepared for Council a list of recommended Major Capital Projects and Capital Improvement Projects.

DATA: The attached AESD School Utilization PowerPoint outlining 2020/2021 major and capital projects for the DEC to review and consider.

I report compliance.

BOARD POLICY PROVISION:

3.0 “The major capital projects list shall be prepared with a vision to long range planning, working in conjunction with the municipalities and local service districts served by schools in Anglophone East School District.”

SUPERINTENDENT’S INTERPRETATION:

District Staff will prepare recommendations for long term planning for Council.

DATA: The attached AESD School Utilization PowerPoint outlining 20120/2021 major and capital projects for the DEC to review and consider. The Major projects list contains long range projects that would require 5-20+ years to complete.

I report compliance

BOARD POLICY PROVISION:

4.0 “The Capital Improvements List shall be prioritized for the District Education Council by the Superintendent, Director of Finance and Facilities Manager based on three levels of priorities:

4.1 Priority #1 – relates to occupant health and safety, facility shutdown and asset loss or deterioration.

4.2 Priority #2 – essential work that may have major repercussions on and/or is detrimental to the functioning of the school and/or the comfort of the occupants, but which does not represent any danger to health and/or safety.

4.3 Priority #3 – important work that may have certain repercussions on and/or is detrimental to the functioning of the school and/or the comfort of the occupants but which does not represent any danger to health and/or safety.

SUPERINTENDENT’S INTERPRETATION:

District Staff prioritizes based on the three levels of priorities and present the list to Council.

DATA: The Capital Improvements List was prepared according to the above priority system using the following inputs:

- ✓ Fire Marshal orders and other external inspectors
- ✓ requests and requirements from the Department of Education and DTI
- ✓ requests and requirements from the District Facility Department
- ✓ requests and requirements from Schools and PSSC’s

The projects listed includes alterations, renovations or repairs to existing schools as a result of aging and normal deterioration. The focus is on projects that impact occupant health and safety, facility shut down and asset loss or deterioration. All projects are listed and identified in the school physical Plant database as established by the EECD.

I report compliance.

BOARD POLICY PROVISION:

5.0 “The capital improvement projects list shall be evaluated through the principals (who will in turn share the information with their respective PSSCs for information purposes), and through the Department of the Fire Marshall, before initial presentation to the District Education Council for approval. PSSC Chair and Principal will indicate, by yearly signing off on the projects list, that they have seen it.

SUPERINTENDENT’S INTERPRETATION:

District Staff prepares a list for each school and gives to the Principals for feedback.

DATA: A comprehensive inspections program report on our school facilities is monitored on an ongoing basis throughout the school year. This report provides the dates of the many inspections that are carried out by external agencies such as the fire marshal's office, Department of public safety and the department of health and wellness to name a few. In the instances where change recommendations have been made our facilities department carries out those recommendations through our minor repair program. The school district works closely with school principals regarding all facility issues on a daily basis. The Capital List has been sent to the schools for their review so that they might make possible recommendations for additions or revisions.

I report compliance

BOARD POLICY PROVISION:

6.0 Council will use the following four guiding philosophies in preparation of the Major Capital and Capital Projects lists:

- Equal access to programs for all children
- Equal access to facilities of high standard for all children
- Safety and health will be a priority
- Impact on budget (operational expense) will be considered

SUPERINTENDENT’S INTERPRETATION:

District Staff uses these 4 guiding principals to monitor and review Major Capital and Capital Projects lists.

DATA: The major capital and capital projects lists are prepared using the four guiding philosophies as established by the District Education Council. Health and safety of staff and

students is our number one priority. Senior administration monitors closely the minor repair budget and allocates extra resources where possible.

I report compliance.



AESD Multi-year School Infrastructure Planning Review

May 2019

Objective

- Examine existing school infrastructure in terms of:
 - Demographics and projected enrolments;
 - Capacity and utilization
 - Deferred Maintenance

Recommend 2020 – 2021 Capital and Major Capital projects

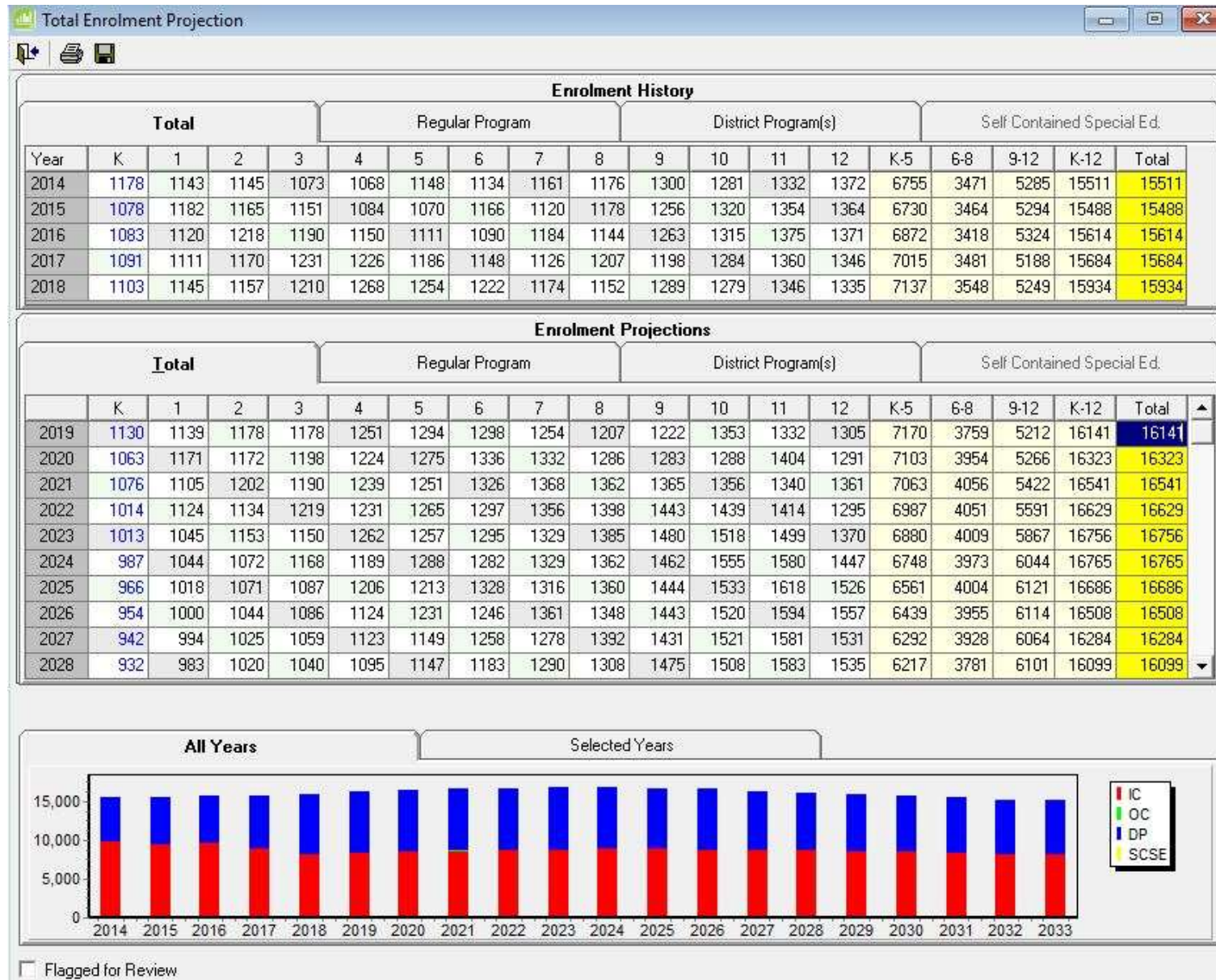
- Major Capital Projects including Midlife Upgrades, Consolidations
- Capital Projects



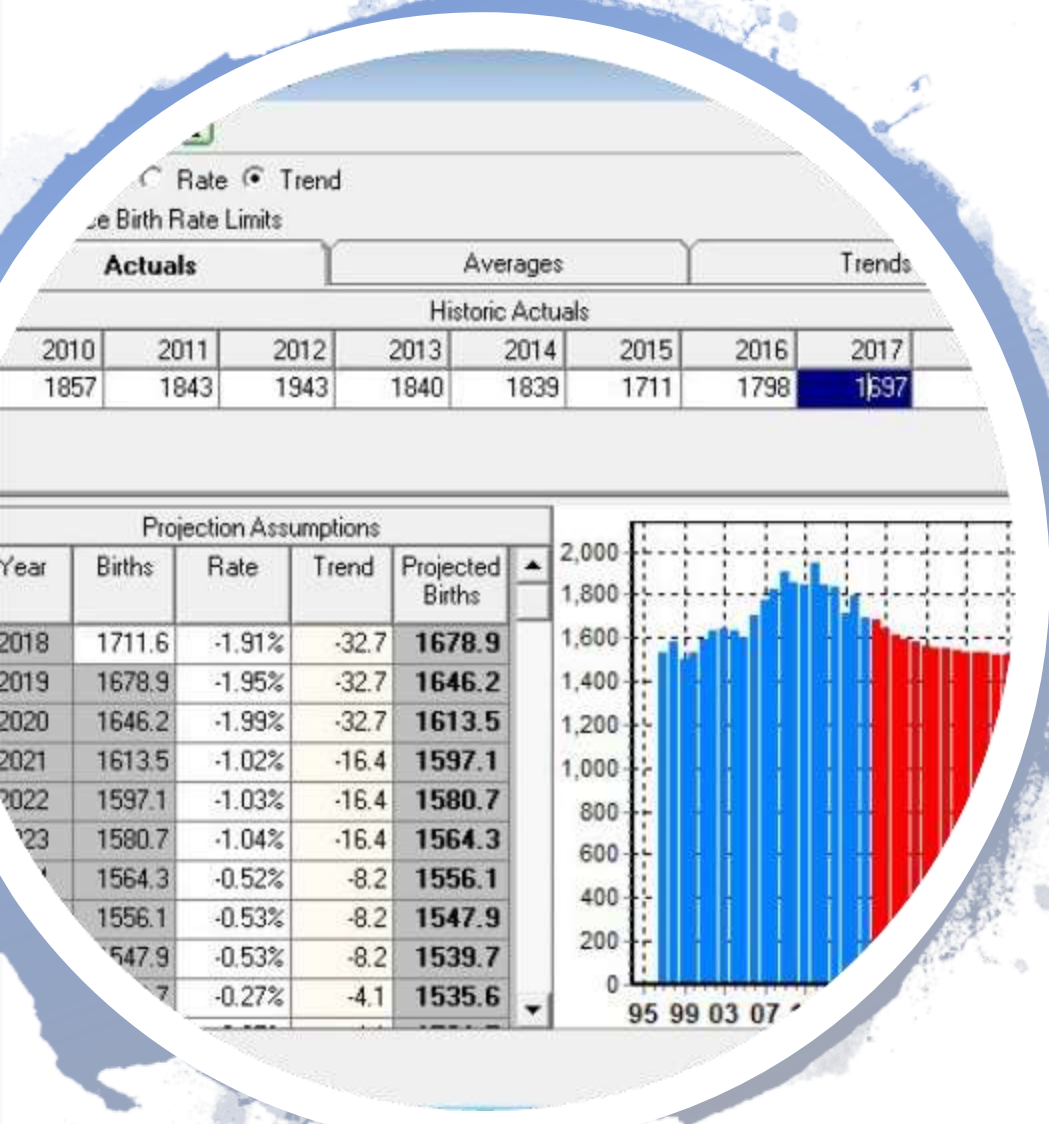
AESD Enrolment changes

District	Enrolment Sept 2016	Enrolment Sept 2017	Change in Enrolment	% Change in Enrolment
AESD	15,614	15,684	+70	.45%
District	Enrolment Sept 2017	Actual Enrolment Sept 2018	Change in Enrolment from 2017	% Change in Enrolment
AESD	15,684	15,934	+250	1.59%
District	Enrolment Sept 2018	Projected Enrolment Sept 2019	Change in Enrolment from 2018	% Change in Enrolment
AESD	15,934	16,141	+207	1.30%

AESD Past and Projected Enrolment



Births in District



- The birth statistics from the NB Birth Registry show a dramatic drop of 246 births to 1697 births from 1943 births just 5 years ago in 2012. This K class will start school in 2022 and move through the system.
- AESD captures a percentage of the registered births within the district boundary as we share the boundary with DFS, as well as families moving prior to the children entering our system.
- 2016 59%
- 2017 56%
- 2018 61%

Capacity and Utilization

- Overall Capacity
- Excess Capacity
- Percentage Utilization



Capacity and Utilization

- As defined by OOC...
- Capacity = Avg. class size * Teaching Stations
- Identified number of teaching stations
 - Elementary: Includes classrooms and excludes specialized instructional classrooms (e.g. music room)
 - Middle: Includes classrooms and excludes specialized instructional classrooms (e.g. music, arts, family studies, technology and sciences)
 - High School: all instructional space included in capacity (e.g. classrooms, labs, physical education, art etc.)
 - Applied 80% factor at High School to reflect impact of all types of courses and variability in student course selection



- Number of students per teaching station based on maximums established in collective agreement
 - K-2 21
 - 3 26
 - 4-6 28
 - 7-12 29
 - Averages used
 - K-8 25.7
 - 6-8 28.5
- Overall capacity indicates number of students a given school could hold if all classes were at maximum capacity based on above.
- Different programs, entry points and split classes all affect the capacity and utilization.

Capacity and Utilization

Excess Capacity and Utilization

School	Teaching Stations	Mobiles	Class-room FTE	Average Maximum	Capacity	Enrolment	Excess Capacity	% Capacity
Arnold H. McLeod School	17	4	20.9	23.4	398	348	50	87%
Beaverbrook School	18		11.3	25.7	462	186	275	40%
Bernice MacNaughton High School	49		43	29	1137	824	313	72%
Bessborough School	25	4	31.6	25.7	643	560	83	87%
Birchmount School	27	1	30.5	25.7	694	503	191	72%
Caledonia Regional High School	38		17.2	28.5	866	264	602	30%
Claude D. Taylor School	24		17.6	24.2	581	300	281	52%
Dorchester Consolidated School	12		5.7	25.7	308	71	237	23%
Edith Cavell School	22		19.2	25.7	565	287	278	51%
Evergreen Park School	36		27.5	25.7	925	751	174	81%
Forest Glen School	20	2	19.8	23.4	468	323	145	69%
Frank L. Bowser School	18		17.6	24.2	436	309	127	71%

Excess Capacity and Utilization

School	Teaching Stations	Mobiles	Class-room FTE	Average Maximum	Capacity	Enrolment	Excess Capacity	% Capacity
Harrison Trimble High School	67		54.6	29	1554	1012	542	65%
Havelock School	6		6.6	24.2	145	123	22	85%
Hillcrest School	13	1	10.3	25.7	334	130	204	39%
Hillsborough Elementary School	11	1	9.9	24.2	266	151	115	57%
JMA Armstrong-Salisbury Middle	42		34.8	28.5	958	575	383	60%
Lewisville Middle School	18		22.8	28.5	513	386	127	75%
Lou MacNarin School	26		24.2	24.2	629	420	209	67%
Magnetic Hill School	24	2	23.8	25.7	617	406	211	66%
Marshview Middle School	22		15.3	28.5	627	271	356	43%
Moncton High School	56		61.2	29	1299	1234	65	95%
Mountain View School	6	1	5.5	24.2	145	84	61	58%
Northrop Frye	27	8	29.7	25.7	694	821	-127	119%
Petitcodiac Regional School	44		39.3	26.7	1071	624	447	58%

Excess Capacity and Utilization

School	Teaching Stations	Mobiles	Class-room FTE	Average Maximum	Capacity	Enrolment	Excess Capacity	% Capacity
Port Elgin Regional School	15		11.4	25.7	386	167	219	43%
Queen Elizabeth School	26	1	24.8	25.7	668	409	259	61%
Riverside Consolidated School	10		4.72	24.2	242	44	198	18%
Riverview East School	27	4	39.6	25.7	694	650	44	93%
Riverview High School	59		54.4	29	1369	1083	286	79%
Riverview Middle School	33		26.4	28.5	941	527	414	56%
Salem Elementary School	20	2	22	23.4	468	382	86	82%
Salisbury Elementary School	17	1	19.8	23.4	398	362	36	91%
Shediac Cape School	15	2	20.18	25.7	386	310	73	80%
Sunny Brae Middle School	14		18.8	28.5	399	294	105	74%
Tantramar Regional High School	44		23.6	29	1021	428	593	42%
West Riverview School	19		19.8	24.2	460	308	152	67%

Deferred Maintenance Costs April 1, 2019

- Deferred maintenance – Capital projects are recorded on the EECD School Physical Plant Database
- Include:
 - Roof replacements
 - Mechanical and Electrical
 - Building Envelop Exterior
 - Building Interior
 - Fire Codes
 - Accessibility
- Average age of schools is approximately 48 years of age
- Capital projects are identified by:
 - Facilities Department
 - School Principals and Custodians
 - 3rd Party Inspectors
 - EECD
 - DTI



Deferred Maintenance Costs

School	Deferred Maintenance Cost	Square Meters
Arnold H. McLeod School	\$1,487,000	3098.00
Beaverbrook School	\$3,754,000	4359.00
Bernice MacNaughton High School	\$1,362,000	15107.00
Bessborough School	\$2,623,600***	5694.00
Birchmount School	\$2,476,000***	5552.00
Caledonia Regional High School	\$2,450,000	7296.00
Claude D. Taylor School	\$2,206,000	4691.00
Dorchester Consolidated School	\$1,652,000	2322.00
Edith Cavell School	\$769,000	5908.00
Evergreen Park School	0	7850.00
Forest Glen School	\$1,406,000	3463.00
Frank L. Bowser School	\$1,055,000	3734.00



Deferred Maintenance Costs

School	Deferred Maintenance Cost	Square Meters
Harrison Trimble High School	\$2,425,000***	15653.00
Havelock School	0	1780.00
Hillcrest School	\$1,608,000	3594.00
Hillsborough Elementary School	\$1,354,000	2425.00
JMA Armstrong-Salisbury Middle	\$2,274,000	8983.00
Lewisville Middle School	\$1,995,000	6008.00
Lou MacNarin School	\$320,000	6121.00
Magnetic Hill School	\$1,418,000	5109.00
Marshview Middle School	\$2,476,000	7245.00
Moncton High School	0	17,391
Mountain View School	\$861,000	1142.00
Northop Frye	0	9003.00
Petitcodiac Regional School	\$4,117,000	8122.00



Deferred Maintenance Costs

School	Deferred Maintenance Cost	Square Meters
Port Elgin Regional School	\$1,173,000	3590.00
Queen Elizabeth School	\$977,000	5196.00
Riverside Consolidated School	\$1,250,000	2269.00
Riverview East School	0	10228
Riverview High School	\$3,388,000***	17230.00
Riverview Middle School	\$3,495,000	12423.00
Salem Elementary School	\$1,490,000	4353.00
Salisbury Elementary School	\$2,055,000	4582.00
Shediac Cape School	\$510,000	3939.00
Sunny Brae Middle School	\$2,550,000	3973.00
Tantramar Regional High School	\$2,005,000	13482.00
West Riverview School	\$1,897,000	3439.00



Major Capital Projects

- Major capital projects are very large in scope and budget and often are multi-year.
- Projects include:
 - New Additions
 - New Schools
 - Midlife Upgrades
- Are usually projects of a \$1,000,000 or more and funded over many fiscal periods.
- All school districts major project submissions are scored by EECD using the QBL Matrix.
- The highest scoring projects are recommended to government for consideration.



AESD Major Capital Projects Approved 19/20

School	Project	Budget Amount Approved for 2019/20	Equipment Budget 2019/20
North End Middle School	New School	\$11,900,000	\$775,000
HTHS	Midlife Upgrade	\$317,000	\$0



Major capital projects assessment guide “New”

Pedagogical Program	10 points	7 points	5 points	2 points
Capacity to meet current educational program	Does not have capacity	Limited	Meets	Exceeds
Quality of educational space	Never renovated	Renovated 20+ years ago	Renovated 10 to 20 years ago	Newly renovated
Enrollment projections	Future growth projections	Sustained growth	Table enrollment	Declining enrollment
Inclusion and accessibility	No accessibility	Limited accessibility	Good accessibility	Fully accessible
Socio/Eco Environment	5 points	4 points	3 points	1 point
Environmental - green building, high performance	None	Poor	Good	Very good
External – outdoor teaching space, parking and drop off, playfields	Very poor	Poor	Good	Very good
Community Use – partnerships	Very good	Good	Poor	None
Transportation system impact	Very good	Good	Poor	None

Facility Condition	10 points	7 points	5 points	2 points
Facility condition - age, improvement history, portables	60+ years no improvements	40-60 years limited improvements	20-40 years some improvements	<20 years new and improved
Facility deferred maintenance	\$3,000,000 +	\$2,000,000-\$3,000,000	\$1,000,000-\$2,000,000	<\$,1000,000
External compliance – H&S, fire marshal	Low	Average	Above average	High
Operations and maintenance costs	High	Above average	Average	Low
Economics	5 points	4 points	3 points	1 point
Consolidations of schools	Close 4 or more	Close three schools	Close 2 schools	Close one school

Major capital projects assessment scoring for DEC consideration

School	Director of Finance	Facility Manager
Bessborough and Hillcrest New School	87	98
Salisbury Elementary New School	85	96
Marshview and Salem New School	87	86
Forest Glen and Sunny Brae New School	85	85
Mountainview New School	81	81
Tantramar Regional High School Midlife	73	71
Riverview High School Midlife	72	68
Riverview East Addition	42	46
New North End High School	NA	NA





Capital Projects

- There are 451 projects identified on the list at apx \$62,058,600.00
- The database is not an exhaustive list of projects, the database is always changing with new projects being added regularly
- The average capital funding is approximately \$2.1 million per year
- Capital Projects are \$1,000,000 or less and funded over one fiscal period
- Include:
 - Roof replacements
 - Mechanical and Electrical
 - Building Envelop Exterior
 - Building Interior
 - Fire Codes
 - Accessibility

Capital Projects

The District prioritizes projects based on

- Priority #1 – relates to occupant health and safety, facility shutdown and asset loss or deterioration.
- Priority #2 – essential work that may have major repercussions on and/or is detrimental to the functioning of the school and/or the comfort of the occupants, but which does not represent any danger to health and/or safety.
- Priority #3 – important work that may have certain repercussions on and/or is detrimental to the functioning of the school and/or the comfort of the occupants, but which does not represent any danger to health and/or safety.



AESD Capital Projects Approved for 19/20

School	Project	Estimated Cost
Hillsborough Elementary School (ASD-E)	Lift/Elevator	\$300,000.00
Claude D. Taylor School (ASD-E)	Heating and Ventilation Maintenance	\$700,000.00
Riverview Middle School (ASD-E)	Communication System	\$80,000.00
Frank L Bowser (ASD-E)	Communication System	\$50,000.00
Claude D. Taylor School (ASD-E)	Communication System	\$50,000.00
Caledonia Regional School (ASD-E)	Communication System	\$60,000.00
J.M.A. Armstrong/Salisbury Middle School (ASD-E)	Replace leaking cooling tower.	\$120,000.00
Claude D. Taylor School (ASD-E)	Roof Replacement	\$325,000.00
Claude D. Taylor School (ASD-E)	Roof Replacement	\$100,000.00
J.M.A. Armstrong/Salisbury Middle School (ASD-E)	Roof Replacement	\$50,000.00
Riverside Consolidated School (ASD-E)	Roof Replacement	\$60,000.00
Edith Cavell School (ASD-E)	Communication System	\$65,000.00
District Select		\$71,000.00
Total		\$2,256,000.00



AESD Capital Projects Recommended 20/21

School	Project	Estimated Cost	District Priority
Tantramar Regional School (ASD-E)	Roof Replacement	\$350,000	
Caledonia Regional School	Roof Replacement	\$240,000	
Port Elgin	Roof Replacement	\$125,000	
Magnetic Hill School (ASD-E)	Washrooms	\$150,000.00	
Shediac Cape School (ASD-E)	Washrooms	\$270,000.00	
Arnold H MacLeod School (ASD-E)	Communication System	\$35,000.00	
Petitcodiac Regional School	Fire Sprinkler Pump House	\$600,000	
J.M.A. Armstrong/Salisbury Middle School (ASD-E)	Heating and Ventilation Heat Pumps	\$450,000.00	
Arnold H MacLeod School (ASD-E)	Building Envelope Exterior and Repointing	\$340,000.00	
J.M.A. Armstrong/Salisbury Middle School (ASD-E)	Site Improvement	\$450,000.00	
Petitcodiac Regional School	Metals Shop	\$300,000	
TOTAL		\$3,310,000	



Operational Feasibility Study for Consideration

- The Infrastructure review is complete for the Riverview feeder schools and will need the DEC's analysis and next step directions.
- In November 2018 The DEC requested from EECD funding for an infrastructure study of the Moncton Center Schools to determine the operational feasibility and the fiscal payback of consolidating schools. Funding is being considered in new fiscal year.
- The schools involved would be Beaverbrook, Birchmount, Queen Elizabeth and Edith Cavell.



INSPECTION PROGRAM

SCHOOL FACILITIES

SCHOOL DISTRICT 2

Update report as of : April 26, 2019

		SCHOOL YEAR:											
		2018-2019											
		FIRE MARSHALL	PLAYGROUND	ROOF	ELEVATOR/ CHAIR-LIFT	SPRINKLER	CONTROL	VENTILATION	PRESSURE VESSEL	COMMERCIAL AND DOMESTIC EQUIPMENT	ASBESTOS	OIL TANK	BACKFLOW PREVENTION
		1	2	3	4	5	6	7	8	9	10	11	12
FREQUENCY		(Yearly Inspection)	(As of CSA standards)	(Inspection every 5 yrs)	(Inspection every two months)	(Quarterly Inspection)	(Yearly Inspection)	(Yearly Inspection)	(Yearly Inspection)	(Yearly Inspection)	(Yearly Inspection)	(Yearly Inspection)	(Yearly Inspection)
SCHOOL													
<i>EXAMPLE</i>	<i>Saint Bernard</i>	Nov. 2005	Aug-05	Jul-05	SE, NO,JA,	SE, DE,	Nov. 2005	Sept. 2005	Oct. 2006	N/C	N/A	N/A	Jul-05
		1	2	3	4	5	6	7	8	9	10	11	12
1572	Arnold H. McLeod School	Sep-2018	Aug-18	Jun-15	N/A	AU,DE,MR	Mar-19	Sep-18	Jul-18	Aug.2018	N/A	N/A	Mar-18
1503	Beaverbrook School	Sep-2018	Aug-18	Jul-17	N/A	N/A	Mar-19	Sep-18	Jul-18	N/A	Apr-19	N/A	Apr-19
1569	Bernice MacNaughton High School	Sep-2018	Aug-18	Jul-18	MA,SE,NO,JA,MR	AU,DE,MR	Mar-19	Sep-18	Aug-18	Aug.2018	Apr-19	N/A	Jul-18
1504	Bessborough School	Sep-2018	Aug-18	Jun-16	AP,JN,OC	N/A	Feb-19	Sep-18	Jul-18	Aug.2018	Apr-19	N/A	May-18
1505	Birchmount School	Sep-2018	Aug-18	May-16	MA,SE,NO,JA,MR	N/A	Feb-19	Sep-18	Jul-18	N/A	Apr-19	N/A	Jan-19
1702	Caledonia Regional High School	Oct-2018	Aug-18	Jul-17	MA,SE,NO,JA,MR	N/A	Jan-19	Sep-18	Aug-18	Aug.2018	Apr-19	Aug.2018	Jun-18
1567	Claude D. Taylor School	Jun-2018	Aug-18	Jul-15	AP,JN,OC	N/A	Jan-19	Sep-18	Jul-18	N/A	Apr-19	N/A	Jun-18
1401	Dorchester Consolidated School	Sep-2018	Aug-18	Jun-17	N/A	N/A	Feb-19	Sep-18	Jul-18	N/A	Apr-19	N/A	Jul-18
1573	Edith Cavell School	Sep-2018	Aug-18	Jul-16	MA,SE,NO,JA,MR	AU,DE,MR	Feb-19	Sep-18	Aug-18	Aug.2018	N/A	N/A	Feb-19
1576	Evergreen Park School	Leased	Aug-18	Leased	Leased	Leased	Leased	Leased	Leased	Leased	N/A	Leased	Leased
1514	Forest Glen School	Sep-2018	Aug-18	Jul-18	N/A	N/A	Mar-19	Sep-18	Aug-18	Aug.2018	Apr-19	N/A	Apr-19
1550	Frank L. Bowser School	Jun-2016	Aug-18	Jul-18	N/A	N/A	Jan-19	Sep-18	Aug-18	N/A	Apr-19	N/A	Jun-18
1517	Harrison Trimble High School	Sep-2018	Aug-18	Jul-17	MA,SE,NO,JA,MR	AU,DE,AP	Feb-19	Sep-18	Aug-18	Aug.2018	Apr-19	N/A	Apr-19
1602	Havelock School	Oct-2018	Aug-18	Jun-18	MA,SE,NO,JA,MR	N/A	Mar-19	Sep-18	Jul-18	Aug.2018	N/A	Aug.2018	Jun-18
1519	Hillcrest School	Sep-2018	Aug-18	Jun-18	AP,JN,OC	N/A	Jan-19	Sep-18	Aug-18	N/A	Apr-19	N/A	Jan-19
1703	Hillsborough Elementary School	Oct-2018	Aug-18	Jun-17	N/A	N/A	Jan-19	Sep-18	N/A	N/A	Apr-19	N/A	N/A
1610	J.M.A. Armstrong/Salisbury Middle School	Oct-2018	Aug-18	Jun-18	AP,JN,OC	AU,DE,FE	Jan-19	Sep-18	Jul-18	Aug.2018	Apr-19	N/A	Aug-18
1571	Lewisville Middle School	Sep-2018	Aug-18	Jul-17	N/A	AU,DE,AP	Feb-19	Sep-18	Aug-18	Aug.2018	N/A	N/A	Mar-19
1574	Lou MacNarin School	Oct-2018	Aug-18	Aug-15	MA,SE,NO,JA,MR	AU,DE,AP	Feb-19	Sep-18	N/A	Aug.2018	N/A	N/A	Aug-18
1528	Magnetic Hill School	Sep-2018	Aug-18	Jul-16	AP,JN,OC	N/A	Feb-19	Sep-18	Aug-18	Aug.2018	N/A	N/A	Jul-18
1402	Marshview Middle School	Sep-2018	Aug-18	Jul-16	MA,SE,NO,JA,MR	AU,DE,AP	Mar-19	Sep-18	Aug-18	N/A	Apr-19	N/A	Aug-18
1539	Moncton High School	Sep-2018	Aug-18	Jul-18	MA,SE,NO,JA,MR	AU,DE,AP	Feb-19	Sep-18	Aug-18	Aug.2018	Apr-19	N/A	Mar-19
1541	Mountain View School	Sep-2018	Aug-18	Jul-18	N/A	N/A	Feb-19	Sep-18	N/A	N/A	Apr-19	N/A	Aug-18
	Northop Frye School	Leased	Aug-18	Leased	Leased	Leased	Leased	Leased	Leased	Leased	N/A	Leased	Leased
1604	Petitcodiac Regional School	Oct-2018	Aug-18	May-17	AP,JN,OC	AU,DE,AP	Jan-19	Sep-18	Jul-18	Aug.2018	Apr-19	N/A	Jun-18
1416	Port Elgin Regional School	Oct-2018	Aug-18	Jul-16	N/A	AU,DE,AP	Mar-19	Sep-18	N/A	Aug.2018	Apr-19	N/A	Jul-18
1547	Queen Elizabeth School	Sep-2018	Aug-18	Jul-17	AP,JN,OC	AU,DE,AP	Feb-19	Sep-18	Jul-18	Aug.2018	Apr-19	N/A	Jul-18
1704	Riverside Consolidated School	Oct-2018	Aug-18	Jun-16	N/A	N/A	Jan-19	Sep-18	Jul-18	N/A	Apr-19	Aug.2018	Aug-18
	Riverview East	Jun-2018	Aug-18	Aug-15	AP,JN,OC	AU,DE,AP	Jan-19	Sep-18	Jul-18	Aug.2018	N/A	N/A	Jun-18
1570	Riverview High School	Jun-2018	Aug-18	Jun-17	AP,JN,OC	AU,DE,AP	Jan-19	Sep-18	Aug-18	Aug.2018	N/A	N/A	Jun-18
1549	Riverview Middle School	Jun-2018	Aug-18	May-16	AP,JN,OC	AU,DE,AP	Jan-19	Sep-18	Jul-18	Aug.2018	Apr-19	N/A	Jun-18
1417	Salem Elementary School	Sep-2018	Aug-18	Jun-17	MA,SE,NO,JA,MR	AU,DE,AP	Jan-19	Sep-18	Aug-18	N/A	N/A	N/A	Jul-18
1607	Salisbury Elementary School	Oct-2018	Aug-18	Jun-15	N/A	AU,DE,AP	Jan-19	Sep-18	Aug-18	Aug.2018	Apr-19	N/A	Jul-18
1553	Shediac Cape School	Sep-2018	Aug-18	Aug-18	AP,JN,OC	AU,DE,AP	Mar-19	Sep-18	N/A	Aug.2018	N/A	N/A	Jul-18
1559	Sunny Brae Middle School	Sep-2018	Aug-18	May-16	AP,JN,OC	N/A	Jan-19	Sep-18	Jul-18	N/A	Apr-19	N/A	Mar-19
1411	Tantramar Regional High School	Sep-2018	Aug-18	Aug-18	AP,JN,OC	N/A	Mar-19	Sep-18	Aug-18	Aug.2018	Apr-19	N/A	Aug-18
1551	West Riverview School	Jun-2018	Aug-18	Jul-15	N/A	N/A	Feb-19	Sep-18	Aug-18	N/A	Apr-19	N/A	Jun-18